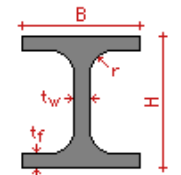
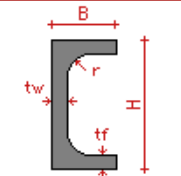
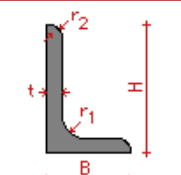
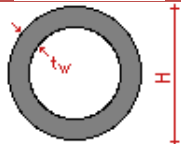
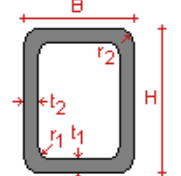
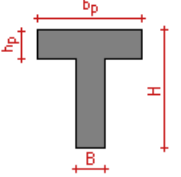


Overview of the cross sections in PowerFrame and 12-build

	European sections (Eur.)		British sections (Br.)		American Sections (Am.)	
	IPE IPN HE HL HD HP	Eur. stand. beams Eur. Stand. beams Eur. wide fl. beams Eur. wide fl. beams Wide fl. columns Wide fl. columns	UB J UC UBP	Br. universal beams Joists with taper fl. Br. universal columns Br. wide fl. Bearing piles	W S HP	Am. wide fl. beams Am. standard beams Am. wide fl. Bearing piles
	UPE UPN UAP	Eur. channels Eur. channels Eur. channels	PFCH (=PFC) CHIS (=CH)	Br. parallel f. channels Br. channels with tap. fl.	C M	Am. stand. channels Am. channels
	LGZ LOZ	Eur. equal leg angles Eur. unequal leg angles	EA UEA	Eq. leg angles Uneq. leg angles	L	Am. Equal leg angles
	B CHS	Cir. hollow sections Cir. hollow sections			PIPE SW PIPE ES PIPE DES	Cir. hollow sections Cir. hollow sections Cir. hollow sections
	VK RK VK2 (=SHS) RK2 (=RHS)	Sq. hollow sections Rect. hollow sections Sq. hollow sections Rect. hollow sections	SHS RHS	Sq. hollow sections Rect. hollow sections	TUBE S TUBE R	Sq. hollow sections Rect. hollow sections
			TUB	T-section	WT MT ST	T-section T-section T-section

Abbreviations: stand.=standard, fl.= flange, cir.= circular, sq= square, rect.= rectangular. For more information see <http://www.arcelormittal.com/sections/index.php?id=17>

SADEF-sections (NOT IN 12-BUILD, ONLY in POWERFRAME)		
CEE	CEE+	I plus
IS-plus	Sigma	Sigma-plus
U	ZED	

Notes :

- In PowerFrame the hot rolled and cold formed sections are organised in separate libraries. By default, the library with the hot rolled sections is active. If you wish to use the library with cold formed sections, you should load this library (Edit > Material Library > Select... > SadeF.EFS).
- Cold formed sections are not implemented in 12-build.

